

How to Separate & Dispose of Garbage Yachiyo City

Dispose of combustible garbage, non-combustible garbage & hazardous garbage in **Yachiyo City-designated garbage bags** (can be bought at local stores).
Garbage in other bags will not be collected.

- Be sure to dispose of garbage by 8:30 a.m. on the collection day. ■ Do not dispose of garbage on days other than the collection day, after collection has been made or at night.
- Garbage is not collected on Sundays, national holidays and during the year-end/New Year holidays.
- Garbage collection is canceled in severely inclement weather (typhoons, heavy snow).
- Changes in the collection schedule are announced in the first issue of the month of the city bulletin "Koho Yachiyo."

英語版

Recyclable Resources

Collection

Bottles, Cans & Plastic PET Bottles – Once/Week

Paper & Cloth – Once/Week

Bottles, Cans & Plastic PET Bottles

● Bottles

Glass bottles for food and beverages such as juice, alcohol and seasonings

- Rinse the inside and place in the container for bottles.
- Dispose of glass items other than bottles (cups, etc.) and broken bottles as non-combustible garbage.



● Cans

Soft drinks, alcoholic beverages, seasoning canned foods, confections, spray cans, etc.

- Rinse the inside and place in the container for cans.
- Pierce spray cans outdoors to empty them of gas.



● Plastic PET Bottles

For beverages, alcohol and sauce, with the "PET 1" mark.

- Rinse the inside and crush flat.
- Place in the net bag at the garbage station.
- Dispose of lids (plastic) and labels with combustible garbage. (Place metal lids in the can container.)



● Metal Items

Pots, kettles, frying pans, etc.

- Place items in the can container.



Paper/Cloth

○ Avoid disposing of items on rainy days. ○ Dispose of soiled items with combustible garbage.

● Paper Items

(1) Newspaper (2) Magazines/Misc. Paper (3) Cardboard

- Bind with string according to type.



● Cloth

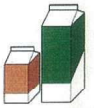
Clothes, blankets, sheets, etc.

- Bind with string before disposal.

● Paper Cartons (500 cc or more)

• Dispose of those that are less than 500 cc with combustible garbage.

- Wash, cut open and dry cartons, and bind with string before disposal.




Combustible Garbage

Collection 3 Times/Week

○ Use Designated Combustible Garbage Bag.

● Kitchen Garbage



Drain all liquids completely!

● Grass/Branches



Bundle branches (7 cm or less in thickness, 50 cm or less in length) with string and dispose a little at a time. No designated bag is necessary.

● Plastic/Vinyl Items



● Paper/Cloth Scraps

Non-recyclable paper/cloth

● Other

CDs, disposable pocket warmers, ballpoint pens, pillows, cushions, stuffed toys, pet toilets (including sand), etc.



● Rubber/Leather Items



Items that do not fit into a 20-liter designated garbage bag (tied shut at the mouth) are regarded as oversized garbage.

Non-Combustible Garbage

Collection twice /Month

○ Use Designated Non-Combustible/Hazardous Garbage Bag

● Small Household Appliances



● Small Household Items

Wrap blades and broken items in paper to prevent accidents/injuries

● Glass/Metal Items (Non-recyclable items)



● Others

Lighters, paint cans, magnets, helmets, aluminum range hood, etc.

- Empty lighters, paint cans, etc., completely before disposal.



● Ceramic Items



Items that do not fit into a 20-liter designated garbage bag (tied shut at the mouth) are regarded as oversized garbage.

Hazardous Garbage

Collection twice /Month

○ Use Designated Non-Combustible/Hazardous Garbage Bag

● Dry-cell batteries, fluorescent lights, mercury thermometers

• Dry-cell batteries may be disposed of in bags other than designated bags.



Oversized Garbage (Fee charged)

○ Not collected at regular garbage stations.

☆ Either request a pick-up or take your oversized garbage to the Sanitation Center.



● Items that do not fit into a 20-liter designated garbage bag (tied shut at the mouth) are considered Oversized Garbage.

<Request Pick-Up> Apply with the Reception Desk.
Reception Tel: 047-483-4506
Hours: Mon. through Fri. (excluding national holidays)
9:00 a.m. to 4:30 p.m.

<Taking Items to the Sanitation Center Yourself>
Please bring some form of identification with your address on it.
Hours: Mon. through Fri. (excluding national holidays; open on 3rd Sat.)
8:30 a.m. to 11:40 a.m. and 1:00 p.m. to 4:00 p.m.

Four Electric Appliance Items

○ In accordance with the Electric Appliance Recycling Law, applicable items should be handled in the following manner:

● TV, Clothing dryer, air conditioners, laundry machines, refrigerators (freezers)


- As a rule, ask the store of purchase to handle your used item.
- Take the item to the designated location (outside the city) yourself.
- Ask a city-licensed company to handle the item. Ask the Clean Promotion Section for details.



Personal Computers

○ Please dispose of used personal computers in the following manner:

- Ask the manufacturer to collect your used computer. (Check the website of the particular manufacturer.)
- Ask a city-licensed company to handle the item. Ask the Clean Promotion Section for details.



Items the City Does Not Collect/Handle

○ Ask a retail outlet or specialized company to handle your used item.

- Gas cylinders, car batteries, fire extinguishers, beds with springs, heat-resistant safes, vending machines, liquid items, hard items such as rocks, agricultural chemicals, pesticides, pianos, organs, wind fan (air conditioner-type), health equipment, tires, motorcycles, cars, petroleum, low explosives, etc.



Pet Dog/ Cat Carcasses

→ Yachiyo City Sanitation Center
Tel: 047-483-4521

One-Time Large-Amount Garbage

○ Not collected at regular garbage stations.

- Large amounts of garbage due to a move or major cleaning
- Call the sanitation Center in advance and take your garbage there yourself.
- Ask a city-licensed company to handle the item.

Ask the Clean Promotion Section for details.

Inquiries

Yachiyo City Clean Promotion Section

☎ 047-421-6768~6770

Yachiyo City Sanitation Center

☎ 047-483-4521

Yachiyo City Website: <http://www.city.yachiyo.chiba.jp>

